

Port of Tilbury 2018



As featured in the Port of London Authority Handbook





Tilbury2 will deliver much-needed additional capacity, acting as a satellite of the present port.

Making room for more... Port of Tilbury

“Port of Tilbury...a great example of an ambitious, successful operation which is growing to deliver the capacity businesses need to export products from the UK across the world”
Liam Fox,
International Trade Secretary

The Port of Tilbury is already recognised as one of the most multipurpose, flexible, dynamic, successful ports in the UK. And there is more – much more – to come.

Towards the end of 2017, the port formally submitted its application to the Planning Inspectorate for a development consent order (DCO) to build a new terminal next door. Tilbury2 is to be built on a 152-acre site which was part of the former Tilbury Power Station, and the opportunities are vast.

The Port of Tilbury, owned by Forth Ports...

- Has doubled the size of its business in the past decade;
- Is forecasting doubling the volumes across its quays, from from 16 million tonnes to 32 million tonnes, over the next ten to 15 years;

- Expects to triple the direct employment, from 3,500 to 12,000 jobs, in the same timeframe.

Tilbury has been praised by International Trade Secretary Liam Fox as ‘a great example of an ambitious, successful operation which is growing to deliver the capacity businesses need to export products from the UK across the world’.

“As an international economic department, we will continue to champion the growth of our maritime sector, and we would certainly encourage local businesses to make the most of the fantastic connections Tilbury has to offer,” he said.

Tilbury is a port with worldwide trading links, a leading position in many essential commodities, however the port is now approaching capacity. The Port and its customers require the increased capacity that Tilbury2 will provide, says Charles Hammond, chief executive of the Forth Ports Group. It is also a port which is

continuously creating jobs and is very active in the community. “The Port of Tilbury is an example of the Government’s Industrial Strategy in action and also a business that is well positioned to meet and take advantage of the challenges posed by Brexit,” he says.

“Tilbury2 will deliver much-needed port capacity to support businesses importing and exporting to and from Europe and across the globe at a crucial time for the UK.”


Expected to be operational in the second quarter of 2020, Tilbury2 will act as a satellite of the present port. It will provide a ro-ro ferry terminal for containers and trailers, a facility for importing, processing, manufacturing and distributing construction materials, and a storage area for a variety of goods, including export/

import cars. There will be new national strategic rail and road connections into the site.

Expansion is needed in particular to meet rising demand for construction materials and aggregates, and for imported and exported cars. The port also needs to accommodate an increase in freight volumes carried by ro-ro ferry, including consumer goods, food, drink and other perishables, and steel.

This is not one of those development proposals that languishes on a shelf waiting for action. Tilbury2 is going through the planning process as a nationally significant infrastructure project and it progressed exceptionally quickly during 2017, says Peter Ward, commercial director of the Port of Tilbury. Consultations were extensive, and completed in July.

“The planning process is moving very fast for Tilbury2; having submitted the



plans to the Planning Inspectorate, we will now go through the examination process in 2018. That is a major move forward."

That examination of the proposals will continue through 2018, and a decision by the Secretary of State is expected in the first quarter of 2019. If the application is successful, development work would begin very quickly.

And meanwhile, part of the site has been used as temporary storage for Hyundai cars, whose numbers continue to grow through the port.

The Tilbury2 site has an existing deep-water jetty on the river – this will be extended both upstream and downstream, to provide one berth for aggregate vessels and two for ro-ro vessels. The new site will bring the port's total footprint to 1,100 acres – the current port has 56 operational berths, 31 independent operating

terminals and a total of 10.2 kilometres of quayside, including deepwater berths outside the locks.

Tilbury2 is central to the Port of Tilbury's £1 billion investment programme for 2012-20. That programme includes the construction of the new 2.2 million square foot Amazon warehouse on the port's London Distribution Park. The largest warehouse in the UK, it was completed at the end of August 2017, opening in time for the peak pre-Christmas season.

"Of course, Amazon chose its location because of the port – goods are coming in via P&O's ferry service and through the container terminal," says Peter Ward. "We are talking to Amazon about how we can help to improve its supply chain and take costs out – including the possibility of moving things upriver."

P&O Ferries

P&O Ferries had a record-breaking year on its Tilbury-Zeebrugge route in 2017, carrying more freight on the service than in any other year since it was launched a decade earlier.

The integrated ferry and logistics company carried 185,908 freight units between January and December 2017, an increase of 4.3 per cent on 2016, its previous best 12-month period.

"These outstanding volumes show the growing popularity of the route from the continent to Tilbury and underline its importance as a gateway to Britain," said Nick Pank, P&O Ferries' head of freight - North Sea.

"Given the strategic location of Tilbury – which is the closest port to London and has 18 million people living within 75 miles

– the vast majority of the goods we carry are consumables such as wines, spirits, dairy, water and a wide range of other supermarket products," he said.

"Freight customers like the route because we can load and unload our ships in just four hours, thereby enabling them to get out of the port gates and on to the road quicker than if they travel with any of our competitors. The time it takes for our customers to drop off and collect units at the Port of Tilbury is also exceptional – for a trailer it is 20 minutes and for a lift unit it is 30 minutes."

P&O Ferries operates two ferries on the route, the 20,000 gt sister ships *Norstream* and *Norsky*, sailing 24 times a week in total on the eight hour crossing.

Community focus

A key part of the Port of Tilbury's Tilbury2 expansion is an 'Active Travel Plan' focusing on improving connectivity around Tilbury. The port has already provided a small recreational and wildlife park next to the Amazon warehouse, as part of its Section 106 agreement. This has included a walkway and ecology area, with the success obvious in the number of water voles that have colonised the site already. The footpath enables local people to cross the road safely to the Asda supermarket.

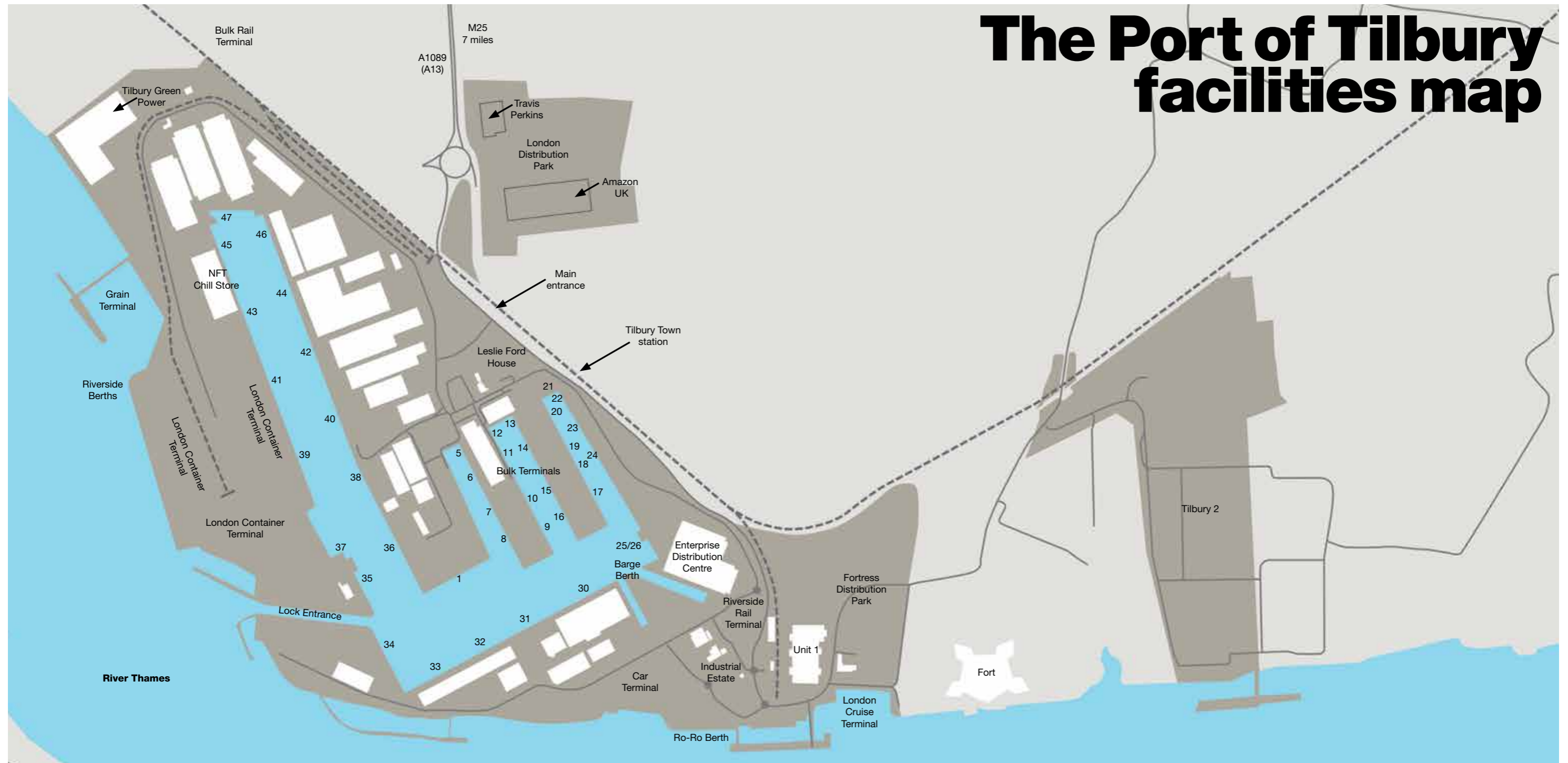
In October 2017, the port presented its plans to Thurrock Council for connecting the town of Tilbury to the riverside through enhanced cycleways and walkways.

The port has also agreed funding of £350,000 for the Tilbury-Gravesend ferry

over five years as part of the development of the London Distribution Park, recognising that as Tilbury2 creates more jobs, the demand for the ferry service will increase.

Tilbury supports many community projects in the area and is proud to be part of its local communities, says Charles Hammond. "Many of our workforce are part of local families who have worked in the port for generations."

The Port of Tilbury Logistics Academy is renowned locally for its support of careers advice and skills development programmes – the academy team sits on advisory boards and attends





community events to promote the transport and logistics industry.

The port also hosted Opportunity Thurrock at the Cruise Terminal. Thousands of students from local schools attended the careers event promoting local employment and education opportunities.

Amongst other community initiatives, Tilbury supports the Orsett Show, several sports clubs and schools, local hospices and other charities.

Rail freight

A new rail terminal for handling bulk cargoes is now in operation at the port. The former Freightliner facility was reconfigured during 2017 to create Tilbury's first dedicated bulk materials rail terminal. It is now being used for regular movements of recycling glass to Ardagh Group's recycling plant in Cheshire and elsewhere in the UK, as well as for carrying aggregates by train.

"Bringing together glass recycling with movements by train creates an environ-

mentally superior process," says Peter Ward. "In time, we hope to grow the port's rail freight offering across a range of bulk materials, with associated growth in rail movements."

Amongst the bulk cargoes handled at the port, building materials are a particularly big growth sector, he adds. In the past few months, new customer Euroag has started bringing in lightweight aggregates.

"We are seeing a growth in blast furnace and power station ash imports – that is because of a shortage in the UK as coal is no longer burned."

Even more multipurpose

The Port of Tilbury is the UK's top port for handling forest products, construction materials, paper, grain and recyclables, and has a strong market presence in bulk commodities, ro-ro, cars and cruise vessels. The port's London Container Terminal handles both shortsea and deepsea services; it is the fourth busiest port in the UK for containers, and the only UK port with a dedicated onsite chill store directly adjacent to the container terminal

servicing the population of the South East of England.

Multipurpose? Certainly. Up for more diversification? Of course. Tilbury is preparing to handle liquid bulks for the first time. Praxair is to import CO2 through a new terminal now under construction at 7 and 8 Berths. To be delivered in pressurised vessels, the CO2 is in demand for brewing and producing carbonated drinks. Initially Praxair will store it in a dockside vessel, while a permanent facility is built.

The Port of Tilbury continues to support significant infrastructure construction projects in London. In the second half of 2017 the Thames Tideway project utilised the Port of Tilbury as a marine mobilisation base for a significant amount of equipment that was being moved up and down the River Thames as part of

the construction works and the port has worked closely with many of the contractors, allowing the Port of Tilbury to act as consolidation centre for the delivery of materials to the construction sites.

An expansion of the Port of Tilbury's grain terminal is under way, on the back of a new long-term storage agreement with grain customers.

Cruise

In September 2017, the Port of Tilbury handled its largest ever cruise vessel, Tui Cruises' *Mein Schiff 3*. The 99,430 gt ship carries up to 2,506 passengers.

"This has really put us on the map," says Paul Dale, asset and site director at the Port of Tilbury. "We have invested heavily in our historic London Cruise Terminal and have continued to attract ever higher numbers of ship calls and passengers. We saw more than 100,000 cruise passengers pass through our terminal in 2017."

Built in the 1930s, the terminal is a Grade II listed building, famous for being the departure point for thousands of Britons emigrating to Australia and the Commonwealth before the advent of affordable air travel.

The terminal and its unique floating landing stage are also a familiar sight on the screen, having been used as the backdrop for many films and television dramas.

Investment in recent years has included refurbishing the floating part of the terminal, as well as extensive work on the building and facilities.

Major users of London Cruise Terminal include Cruise & Maritime Voyages and Fred. Olsen Cruises. Most cruises departing from Tilbury head north for Scandinavia, the Baltics and Russia, or south to the Azores and the Caribbean.

Entertainment resort partnership

A new Entertainment Resort is to be built on the Swanscombe Peninsula on the other side of the River Thames – and the Port of Tilbury will play a crucial role in the work.

Tilbury has signed a Memorandum of Understanding with London Resort Company Holdings (LRCH) which will see the port and its facilities used as the main location for storage, loading, discharge,

barge operations and other services in connection with the development and construction of the resort in Kent.

"We have always spoken of our commitment to make use of the Thames during both construction and operation," said Humphrey Percy, CEO of LRCH. "Reaching an MoU with the Port of Tilbury underlines this commitment."

Charles Hammond says: "The Port of Tilbury is ideally located as a hub for LRCH's proposed construction project. We are committed to encouraging the increased use of the River Thames for major construction projects. By using the river, there is not only a reduction in the road miles impact, but it also helps to reduce congestion on the road network. At Tilbury, LRCH will benefit from our expertise in warehouse consolidation, handling services and waterborne transportation."

The Entertainment Resort will feature a theme park, hotels and indoor entertainment.

Record breaker – Mein Schiff 3
the largest cruise ship ever to berth
at London International Cruise terminal.

Port of Tilbury

The Port of Tilbury is the largest multipurpose deep water port on the River Thames.

Due to the Port's proximity to Greater London and the South East (i.e. 70% of Britain's population is within a 120 mile radius of Tilbury), Tilbury delivers lower supply chain costs and a lower carbon footprint for its customers using its developed multi-modal transport platforms.

The Port handles 16 million tonnes per annum, with Tilbury projected to double that throughput to 33 million tonnes over the next 15-20 years.

The port handles over 3,000 ships per year and over 10,000 road vehicles are handled per day.

With its own dedicated Crown Police Force, the port has full International Security (ISPS) compliance and has recently received full AEO accreditation from HMRC both in terms of security and customs procedures.

Port of Tilbury London Ltd Tilbury

Leslie Ford House, Tilbury,

Essex RM18 7EH

Tel: (01375) 852200

Fax: (01375) 855106

Email: joanne.stroud@potll.com

www.forthports.co.uk/ports/tilbury

www.londondistributionpark.com

Contacts

Port of Tilbury London Limited (POTLL)

Mr Paul Dale, Asset and Site Director

Email: paul.dale@potll.com

Mr Peter Ward, Commercial Director

Email: peter.ward@potll.com

Mr John Speakman, Senior Asset

Manager (Property)

Email: john.speakman@potll.com

London Container Terminal (LCT)

Mr Ross McKissock, Asset Manager

Email: ross.mckissock@

londoncontainerterminal.com

Map reference 59

Asset Areas

The Port of Tilbury's cargo handling activities are divided into six operational areas. Each asset is equipped with modern facilities capable of handling the full range of cargo types.

London Container Terminal

This provides fast and efficient container movements and is equipped to handle all container types.

Conventional

Offers a range of import and export commodities in forest products, car handling, ro-ro, general cargo and ferry services. This reflects the flexibility and diversity of the asset.

Grain/Bulks

Are specialists in handling all types of grain cargo and other bulk commodities (Aggregates, Animal Feeds) and equally provide high speed tipping facilities for road vehicles as well as storage and blending facilities.

London Paper Terminal

The natural distribution point for paper products of all kinds.

Enterprise Distribution Centre

Is a state-of-the-art automated handling and warehouse facility designed to provide world-class handling facilities for imported paper products.

Cruise Terminal

A purpose-built cruise facility accommodating cruise calls to London with supporting passenger and baggage facilities along with suitable event and conference facilities.

Access/Transport Links

Closest multi-purpose port to London.

Road

A1089/A13/M25 - just seven miles from M25 motorway.

Rail

Three Rail Terminals - direct rail link to national rail network. Tilbury Town railway station is situated adjacent to the port offering regular passenger services to Central London.

Sea

34 operational berths with dedicated shipping agents/barge facilities/7.5km of Quay.

HM Revenue & Customs

There are resident HM Revenue & Customs officers and staff. Customs approval varies from berth to berth, but all have full approval for the commodities and services that they handle. Full examination facilities are available.

Other Facilities


Lorry parks.

Refuelling haulage facilities.

Commercial office properties.

5 million square feet of warehousing within the port including a major new chilled warehouse under NFT management.





Cefetra Ltd
Dry Bulk Terminal
 King George V Dock
 Glasgow G51 4SE
 Tel: (0141) 445 5721
 Fax: (0141) 445 5723
www.cefetra.co.uk
 Contacts
 Michael Brennand
 Email: brennand@cefetra.co.uk
 Tel: (07966) 330036
 Paul Mooney
 Email: mooney@cefetra.co.uk
 Tel: (07714) 136293
 Sarah Bell
 Email: bell@cefetra.co.uk
 Tel: (07769) 697238
 Map reference 59

Berths
 5/6.
Quay Length
 180 metres.
Depth of Water
 10.5 metres.
Cargo Accommodation
 60,000 tonnes covered storage.
Specialisation
 Import/export of animal feedstuffs.

CEMEX UK
Cement Grinding Facility
Tilbury
 Port of Tilbury, Tilbury, Essex RM18 7LA
 Tel: (01375) 856221
 Fax: (01375) 856618
 Contacts
 Gavin Cowen, Plant Director
 Tel: (01375) 856617
 Fax: (01375) 856618
 Kevin Hockley, Maintenance Manager
 Tel: (01375) 843502
 Fax: (01375) 856618
 Tony Drake, Operations Manager
 Tel: (01375) 856268
 Fax: (01375) 856618
 Map reference 59

Berths
 4: Berths 7-10.
Length
 285 metres.
Authorised Depth of Water
 10.5 metres.
Cargo Accommodation
 Terminal: 8.5 acres.
Equipment
 Loesche Vertical Grinding Mill for cement grinding.
 Controlled overhead loading of road powder tankers from the terminal.
 White Cement Bagging Plant.
 4,500-tonne White Cement Silo.
Specialisation
 Import, sale and distribution by road of bulk cement and cementitious products throughout South-East England.
Other Facilities
 Private weighbridge; despatch department; general offices.

Denholm Handling Ltd
Tilbury
 1 & 3A Berth, Port of Tilbury
 Essex RM18 7EH
 Tel: (01375) 857741
 Fax: (01375) 857743
www.denholm-handling.co.uk
 Contacts
 Terry Quilter,
 Site and Operations Manager
 Email: terry.quilter@denholm-handling.co.uk
 Tel: (01375) 852033
 Fax: (01375) 857743
 Map reference 59

Equipment
 3 x 5.5 tonne capacity Forklift trucks for container working including clamps.
 Internal Dock shutters/trailers for container transfers and cargo transfers within the port.
 Mobile container unloading ramps.
 Various counterbalance forklift trucks.
Undercover Cargo Accommodation
 66,000 square feet.
Outside Cargo Storage
 120,000 square feet.
Specialisation
 Multi-user dedicated terminal for containerised Plywood and other Forest products.
 Unpacking of Brick and Indian stone products.

European Metal Recycling Ltd
Tilbury
 13-20 Berth, Tilbury, Essex RM18 7EH
 Tel: (01375) 844525
 Fax: (01925) 713470
 Email: ukinfo@emrgroup.com
www.emrgroup.com
 Contacts
 Richard Burkin, Manager
 Email: richard.burkin@emrgroup.com
 Tel: (01375) 844525
 Mob: (07811) 250163
 Mark Horsley, Commercial Manager
 Tel: (01322) 336970
 Mob: (07970) 082848
 Jay Davy, Commercial Manager
 Tel: (01322) 356277
 Mob: (07989) 994521
 Map reference 59

Berths
 Suitable for 4 vessels up to 55,000 DWCC
Length
 960 metres.
Authorised Depth of Water
 10.5 metres.
Cargo Accommodation
 Open storage for handling varying kinds of scrap metal and other bulk cargoes.
Equipment
 Range of equipment for handling scrap metal and other bulk cargoes, including 3 gantry cranes with lifting capacities ranging from 20-30 tonnes.
Specialisation
 Largest scrap handling dock in south east England.



**London City Bond Ltd
Tilbury**

29-30 Berth, Port of Tilbury,
Tilbury, Essex RM18 7EH
Tel: (0845) 4989918
Fax: (0843) 6593625
Email: sales@lcb.co.uk
www.lcb.co.uk
Contacts
Brian Davis, Director
Email: sales@lcb.co.uk
Tel: (01375) 853700
Fax: (01375) 487110
David Hogg
Email: sales@lcb.co.uk
Tel: (01375) 853700
Fax: (01375) 487110
Map reference 59

Berths

Berths 29 and 30.

Length
350 metres.

Depth of Water
11.2 metres (non-tidal).

Cranes
10-tonne and 15-tonne SWL shore
cranes.

Equipment
Full range of mechanical handling
equipment.

Cargo Accommodation
32,500 square metres quayside
temperature controlled storage facility
plus 7,875 square metres insulated
ambient shed.
5 Acre Site.

Specialisation
High Security Tax Warehousing and
Distribution.
Full Import/Export HMRC Approved.
Advanced IT and Supply Chain
Management.
National Distribution for Picked Orders.
No Trading Interest.

Normal Hours of Working
06.00-17.00 Monday to Friday.
Extended evening and weekend opening
subject to demand.

**Seacon (SG) Ltd
Tilbury**

Tela House, 47C Berth,
Port of Tilbury, Essex RM18 7EH
Tel: (01375) 488600
Mobile: (07469) 700648
Email: mphillips@seacon.co.uk
www.seacon.co.uk
Contacts
Martin Phillips, Commercial Manager
Email: mphillips@seacon.co.uk
Tel: (01375) 488600
Mob: (07469) 700648
Map reference 59

Specialisation
Forest products
Storage, handling and distribution
Shunting, cross-docking
15,000 square metres
Fully integrated EDI-capable WMS.
Normal Hours of Working
07.00-17.00 Monday to Friday.

**Stema Shipping (UK) Ltd
Tilbury**

1 Berth, Port of Tilbury,
Tilbury, Essex RM18 7JT
Tel: (01375) 857890
Fax: (01375) 857456
www.mibau-stema.de/en/
Contacts
Martin Johansen
Email: enquiries@stemauk.co.uk
Tel: (01375) 857890
Fax: (01375) 857456
Sales
Email: enquiries@stemauk.co.uk
Tel: (01375) 857890
Fax: (01375) 857456
Map reference 59

Berths
1 In-Dock Berth.
Depth Alongside: 10.5 metres (non-tidal).
Length
202 metres.
Equipment
Loading Shovel, Grab Crane -
available on demand
Cargo Accommodation
2.03 acres of open storage area.
Weighbridge facility.
Specialisation
Accommodation for self discharging
vessels. Aggregates, Sub-Base-Type 1
Material.

**The Logistics Terminal
Tilbury**


46A Berth, Shed 46D & E, Tilbury Docks
Tilbury, Essex RM18 7HS
Tel: (01375) 843269
Fax: (01375) 856911
Email: ops@tterminal.co.uk
www.tterminal.co.uk
Contact
Mike Brown, Managing Partner
Email: mike.brown@tterminal.co.uk
Fax: (01375) 856911
Map reference 59

Cargo Accommodation
General import/export Bonded
warehouse - ambient temperature.
Fully secured with CCTV and night
patrols. Collection, de-vanning and
restitution of containers.
Specialisation
Port Centric logistics provider.
Secure bonded warehousing.
Customs clearance and T1 forms.
24 hour secure storage with full stock
control.
Onward delivery of de-vanned products,
including palletised and non-palletised
loads.
Full distribution service.
Full container collection and restitution
service.
Equipment
On-site fork lift equipment.
Specialist equipment (including reel
clamps, extended forks).
Ramps.

**Tilbury Cold Store Ltd
Tilbury**

Berth 29, Port of Tilbury,
Tilbury, Essex RM18 7SX
Tel: (01375) 844266
Fax: (01375) 844335
Email: ops@tilburycoldstore.com
www.tilburycoldstore.com
Contacts
Kelly Dennis, Office Manager
Email: kelly.dennis@tilburycoldstore.com
Tel: (01375) 844266
Fax: (01375) 844335
Simon Dunne, Operations/Site Manager
Email: simon.dunne@tilburycoldstore.com
Tel: (01375) 844266
Fax: (01375) 844335
Map reference 59

Berths
Berth 29.
Storage Facilities
45,951 cubic metres, (1,624,000 cubic
feet) quayside temperature controlled
storage facilities comprising five
chambers and a temperature controlled
marshalling area.
Storage capacity of 10,000 pallets.
Services
include post-stevedore handling,
container stuffing/unstuffing, storage,
order picking, freezing, tempering,
packing, labelling and stock control.
The facilities are EC and Customs
approved.
Inspection and distribution facilities are
also available.



LONDON'S MAJOR PORT

The Port of Tilbury is London's major port, providing fast, modern distribution services. The port offers excellent connectivity to and from the Capital and across the South East. A dynamic and diverse port with expertise in handling paper and forest products, short and deep sea containers and ro-ro, grain and bulk commodities, construction and building materials, cruise vessels and recyclables.

The port of the future TILBURY2 is The Port of Tilbury's proposed new port terminal for importing, exporting and processing a variety of goods. Situated on the Thames river within close proximity to the existing port, gives Port of Tilbury the ability to expand and create a purpose built, state-of-the-art port, with a roll-on roll-off terminal and a construction material and aggregate terminal, creating a new legacy in the port and logistics sector.



PORT OF
TILBURY
LONDON